

### October 2023

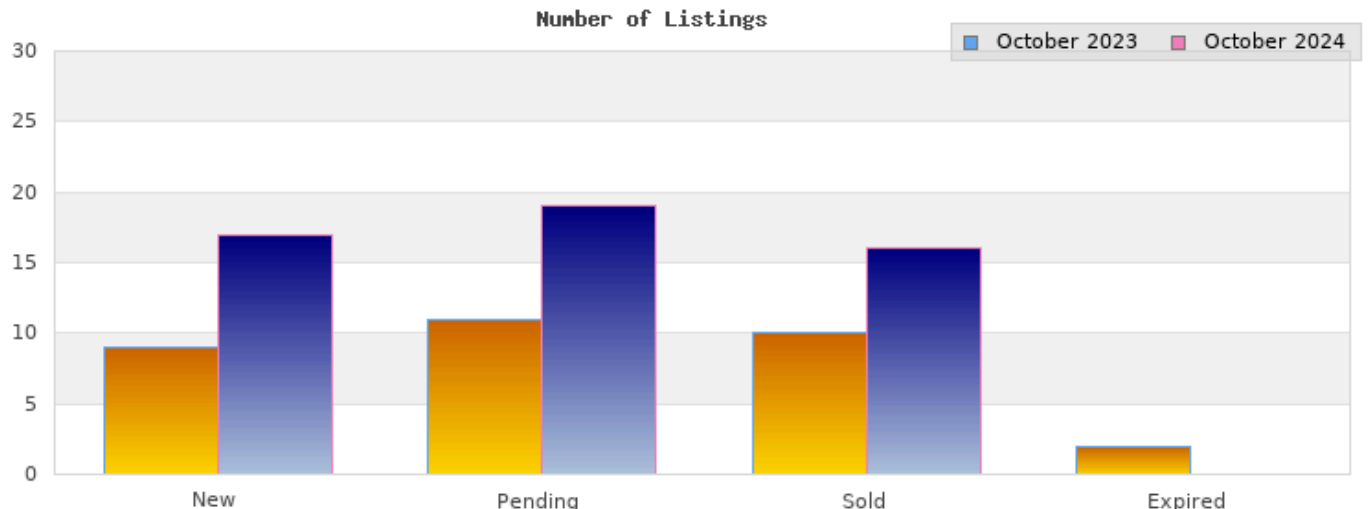
### October 2024

Cities: Piedmont

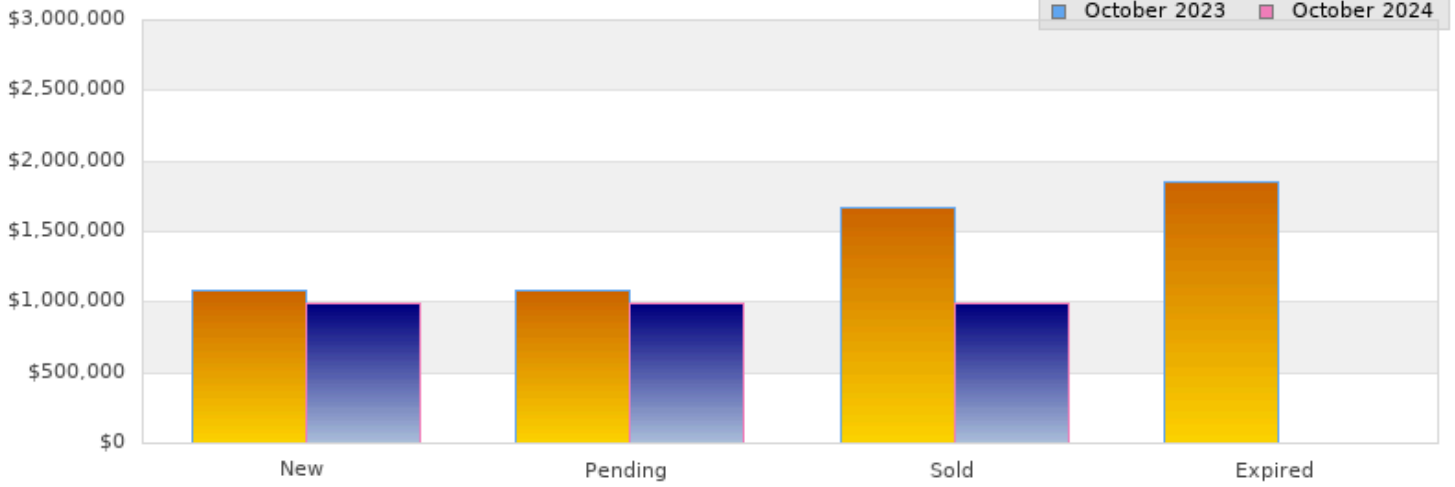
Cities: Piedmont

| Status   | Data               | Total        |
|--|--------------------|--------------|
| Listings Added                                 | Number of Listings | 9            |
|  | Low Price          | \$1,088,000  |
|  | High Price         | \$12,750,000 |
|  | Average Price      | \$3,862,555  |
|  | Median Price       | \$1,995,000  |
|  |                    |              |
| Listings that went Pending                     | Number of Listings | 11           |
|  | Low Price          | \$1,088,000  |
|  | High Price         | \$4,450,000  |
|  | Average Price      | \$2,536,545  |
|  | Median Price       | \$2,295,000  |
|  | Average DOM        | 29           |
|  |                    |              |
| Listings that Closed                           | Number of Listings | 10           |
|  | Low Price          | \$1,675,000  |
|  | High Price         | \$4,996,900  |
|  | Average Price      | \$2,782,790  |
|  | Median Price       | \$2,545,000  |
|  | Average DOM        | 21           |
|  |                    |              |
| Listings that Expired                          | Number of Listings | 2            |
|  | Low Price          | \$1,850,000  |
|  | High Price         | \$12,750,000 |
|  | Average Price      | \$7,300,000  |
|  | Median Price       | \$7,300,000  |
|  | Average DOM        | 102          |
|  |                    |              |
| Average Active Listing Count                   |                    | 14           |
| Total Number of Listings (ADD, PND, CLSD, EXP) |                    | 32           |
| Lowest Price                                   |                    | \$1,088,000  |
| Highest Price                                  |                    | \$12,750,000 |
| Average Price                                  |                    | \$4,120,473  |
| Average DOM (PND, CLSD, EXP)                   |                    | 50           |

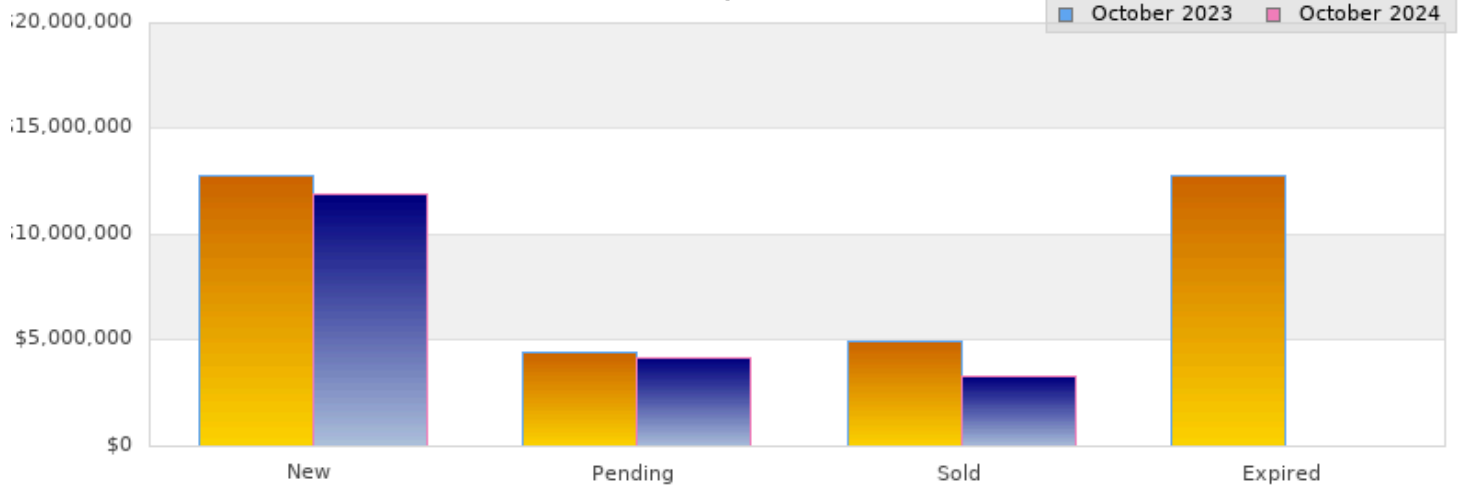
| Status   | Data               | Total        |
|--|--------------------|--------------|
| Listings Added                                 | Number of Listings | 17           |
|  | Low Price          | \$989,000    |
|  | High Price         | \$11,950,000 |
|  | Average Price      | \$3,052,058  |
|  | Median Price       | \$2,420,000  |
|  |                    |              |
| Listings that went Pending                     | Number of Listings | 19           |
|  | Low Price          | \$995,000    |
|  | High Price         | \$4,198,000  |
|  | Average Price      | \$2,393,842  |
|  | Median Price       | \$2,298,000  |
|  | Average DOM        | 17           |
|  |                    |              |
| Listings that Closed                           | Number of Listings | 16           |
|  | Low Price          | \$995,000    |
|  | High Price         | \$3,298,000  |
|  | Average Price      | \$2,103,437  |
|  | Median Price       | \$2,111,500  |
|  | Average DOM        | 14           |
|  |                    |              |
| Listings that Expired                          | Number of Listings | 0            |
|  | Low Price          | \$0          |
|  | High Price         | \$0          |
|  | Average Price      | \$0          |
|  | Median Price       | \$0          |
|  | Average DOM        | 0            |
|  |                    |              |
| Average Active Listing Count                   |                    | 20           |
| Total Number of Listings (ADD, PND, CLSD, EXP) |                    | 52           |
| Lowest Price                                   |                    | \$0          |
| Highest Price                                  |                    | \$11,950,000 |
| Average Price                                  |                    | \$1,887,334  |
| Average DOM (PND, CLSD, EXP)                   |                    | 10           |



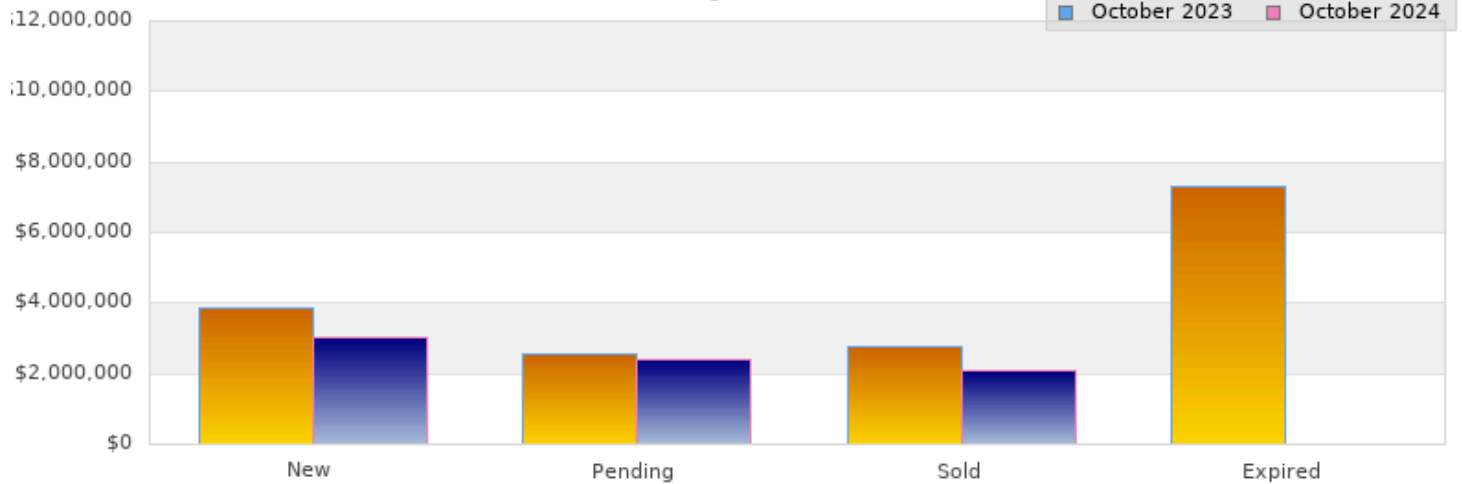
Min. Price



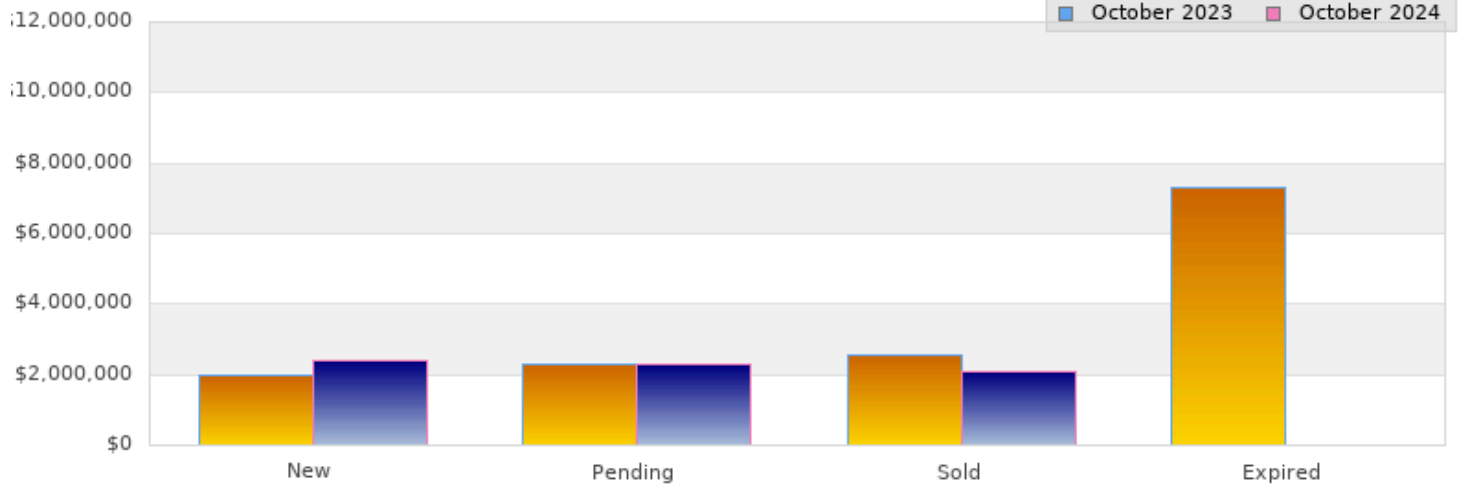
Max. Price



Avg. Price



Median Price



Avg. DOM

