

July 2023

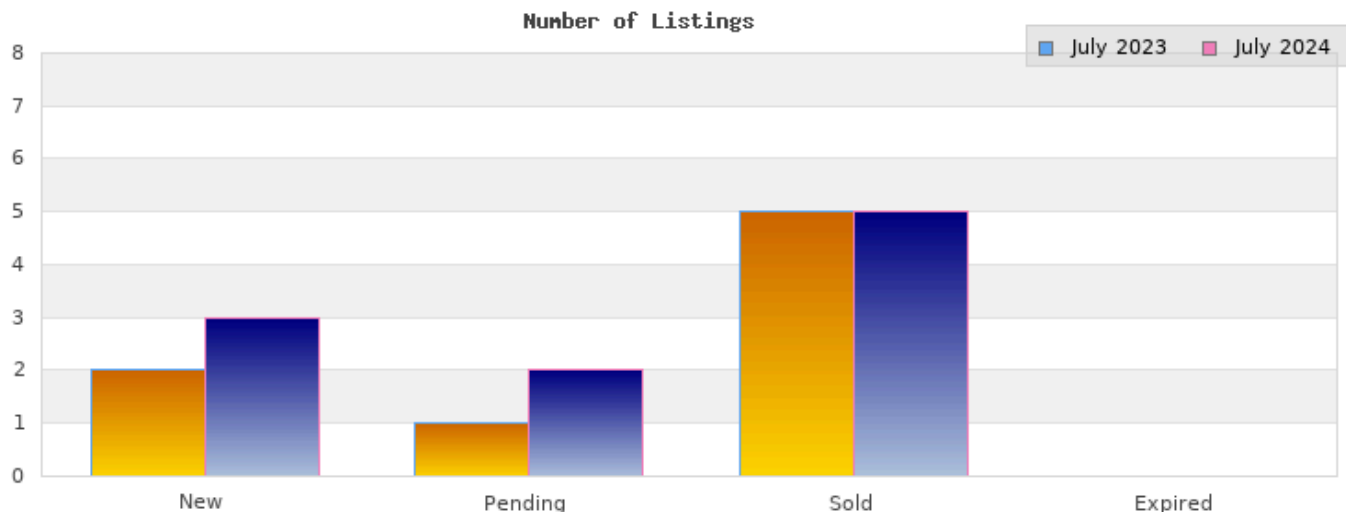
July 2024

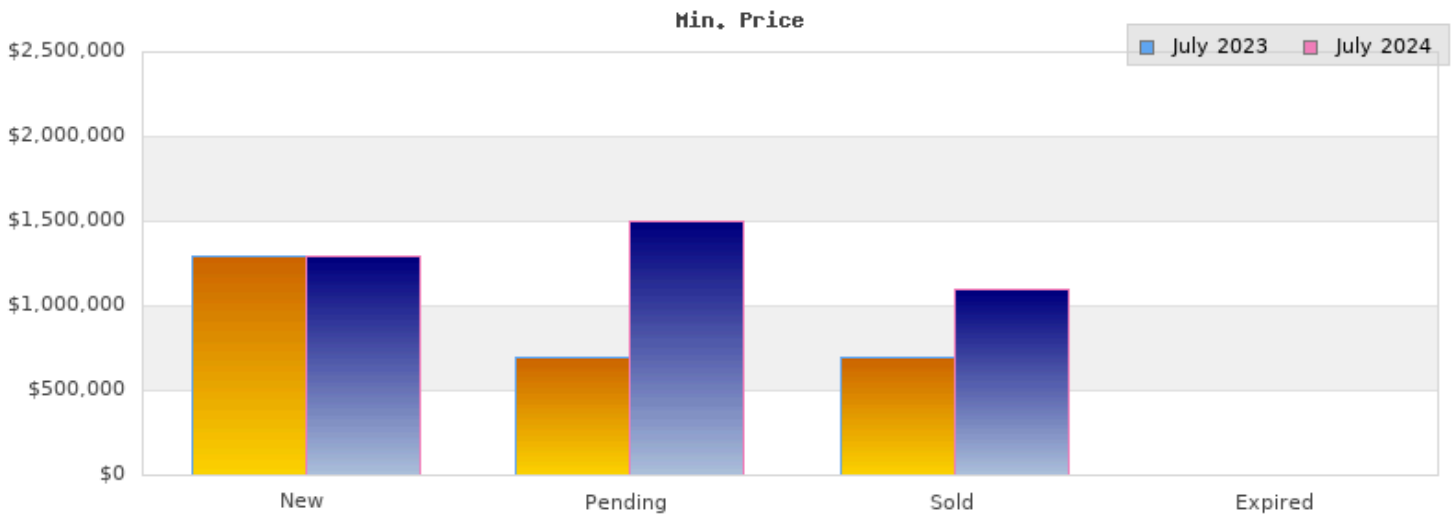
Cities: Kensington

Status	Data	Total
Listings Added	Number of Listings	2
	Low Price	\$1,295,000
	High Price	\$1,495,000
	Average Price	\$1,395,000
	Median Price	\$1,395,000
Listings that went Pending	Number of Listings	1
	Low Price	\$695,000
	High Price	\$695,000
	Average Price	\$695,000
	Median Price	\$695,000
	Average DOM	13
Listings that Closed	Number of Listings	5
	Low Price	\$695,000
	High Price	\$1,598,000
	Average Price	\$1,273,600
	Median Price	\$1,385,000
	Average DOM	25
Listings that Expired	Number of Listings	
	Low Price	\$0
	High Price	\$0
	Average Price	\$0
	Median Price	\$0
	Average DOM	0
Average Active Listing Count		2
Total Number of Listings (ADD, PND, CLSD, EXP)		8
Lowest Price		\$0
Highest Price		\$1,598,000
Average Price		\$840,900
Average DOM (PND, CLSD, EXP)		12

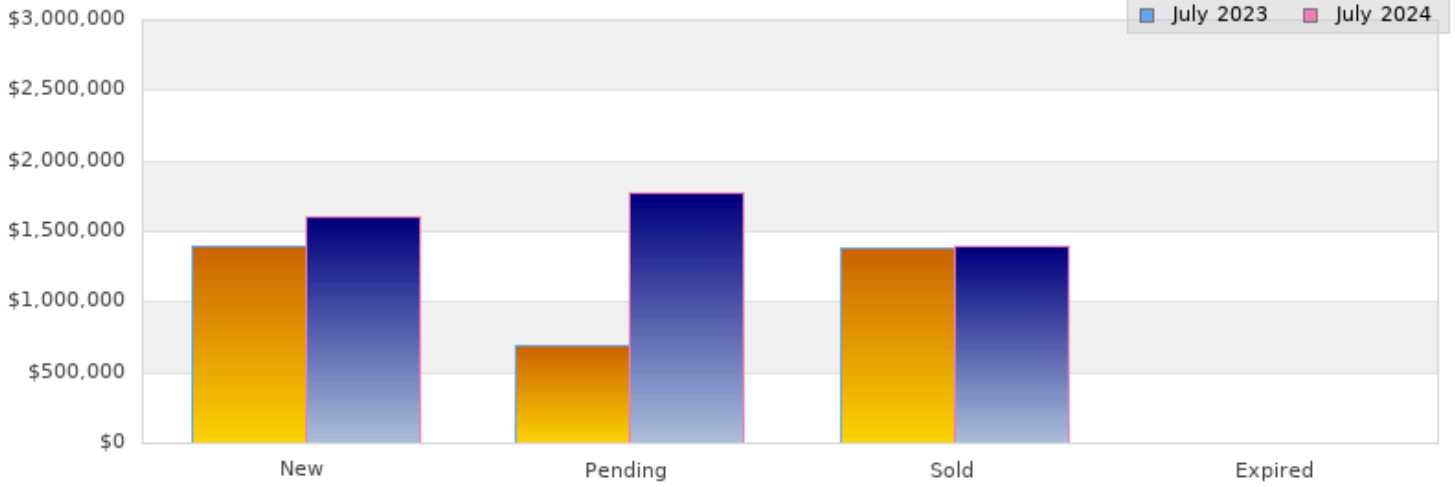
Cities: Kensington

Status	Data	Total
Listings Added	Number of Listings	3
	Low Price	\$1,295,000
	High Price	\$1,625,000
	Average Price	\$1,506,666
	Median Price	\$1,600,000
Listings that went Pending	Number of Listings	2
	Low Price	\$1,499,000
	High Price	\$2,050,000
	Average Price	\$1,774,500
	Median Price	\$1,774,500
	Average DOM	15
Listings that Closed	Number of Listings	5
	Low Price	\$1,097,780
	High Price	\$2,050,000
	Average Price	\$1,478,355
	Median Price	\$1,398,000
	Average DOM	30
Listings that Expired	Number of Listings	
	Low Price	\$0
	High Price	\$0
	Average Price	\$0
	Median Price	\$0
	Average DOM	0
Average Active Listing Count		5
Total Number of Listings (ADD, PND, CLSD, EXP)		10
Lowest Price		\$0
Highest Price		\$2,050,000
Average Price		\$1,189,880
Average DOM (PND, CLSD, EXP)		15





Median Price



Avg. DOM

