

January 2024

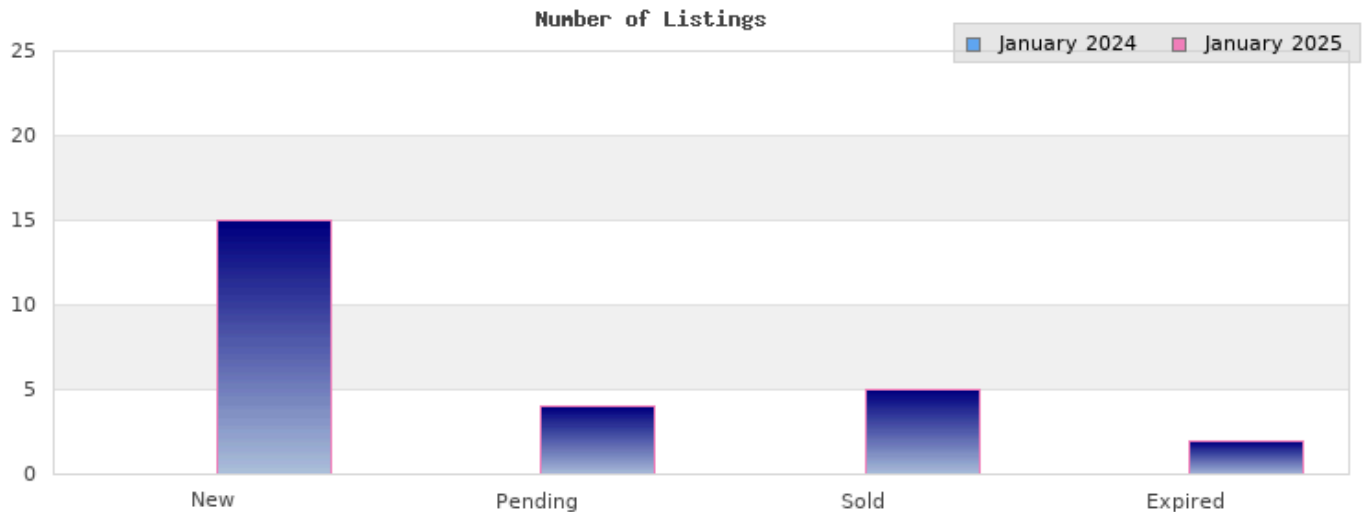
January 2025

Cities: Albany

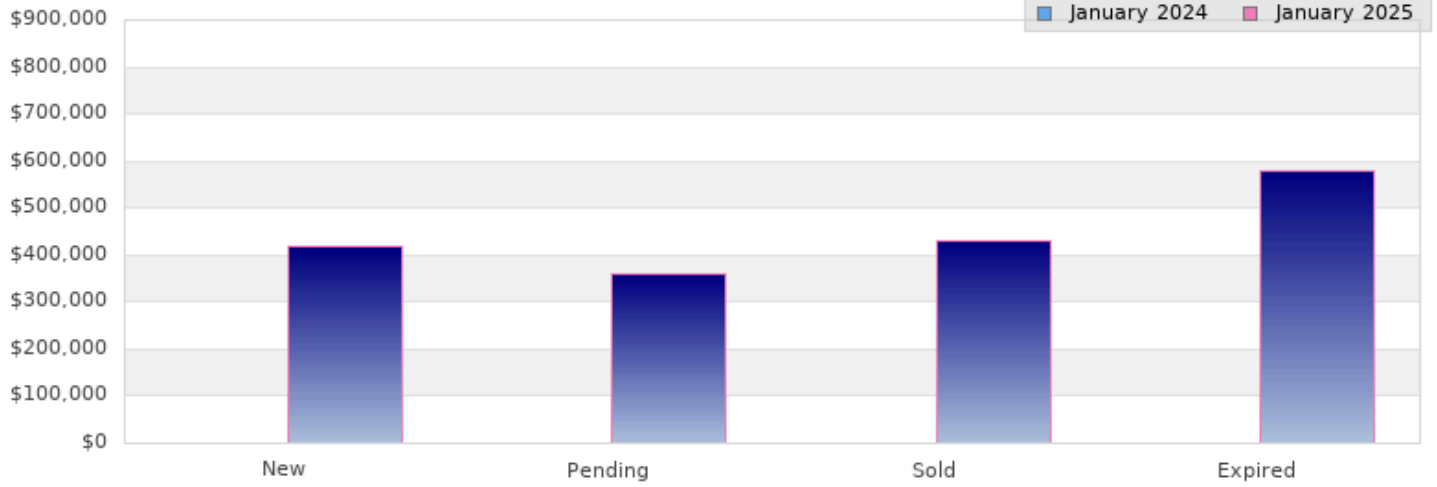
Status	Data	Total
Listings Added	Number of Listings	
	Low Price	\$0
	High Price	\$0
	Average Price	\$0
	Median Price	\$0
Listings that went Pending	Number of Listings	
	Low Price	\$0
	High Price	\$0
	Average Price	\$0
	Median Price	\$0
	Average DOM	0
Listings that Closed	Number of Listings	
	Low Price	\$0
	High Price	\$0
	Average Price	\$0
	Median Price	\$0
	Average DOM	0
Listings that Expired	Number of Listings	
	Low Price	\$0
	High Price	\$0
	Average Price	\$0
	Median Price	\$0
	Average DOM	0
Average Active Listing Count		9
Total Number of Listings (ADD, PND, CLSD, EXP)		0
Lowest Price		\$0
Highest Price		\$0
Average Price		\$0
Average DOM (PND, CLSD, EXP)		0

Cities: Albany

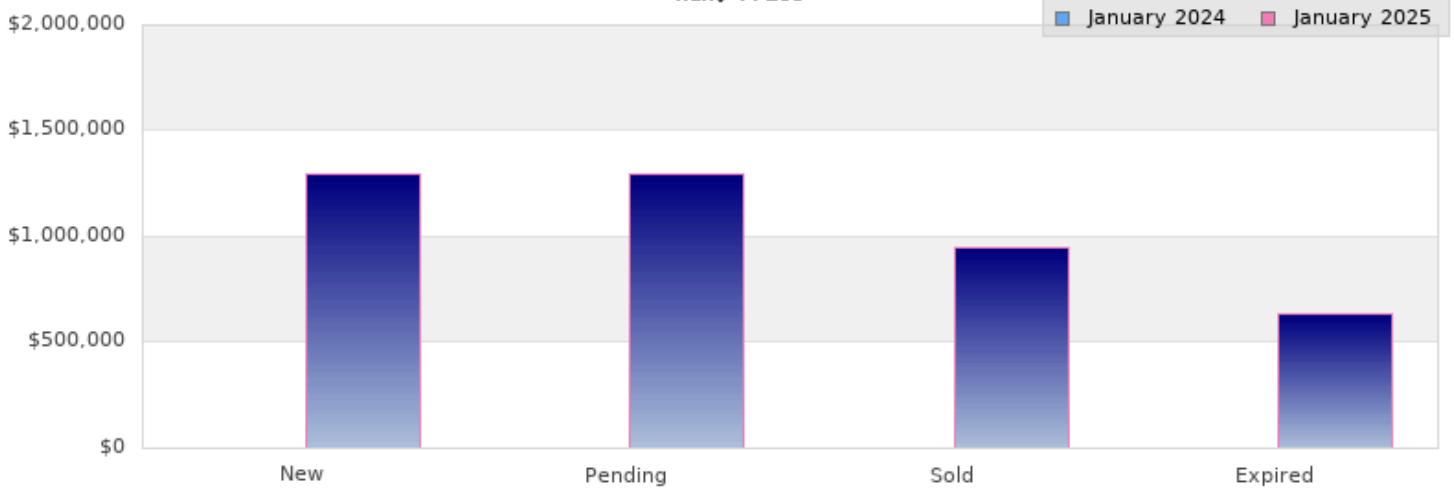
Status	Data	Total
Listings Added	Number of Listings	15
	Low Price	\$418,000
	High Price	\$1,295,000
	Average Price	\$812,579
	Median Price	\$780,000
Listings that went Pending	Number of Listings	4
	Low Price	\$360,000
	High Price	\$1,295,000
	Average Price	\$871,200
	Median Price	\$914,900
	Average DOM	42
Listings that Closed	Number of Listings	5
	Low Price	\$429,000
	High Price	\$950,000
	Average Price	\$642,200
	Median Price	\$499,000
	Average DOM	77
Listings that Expired	Number of Listings	2
	Low Price	\$580,000
	High Price	\$639,000
	Average Price	\$609,500
	Median Price	\$609,500
	Average DOM	66
Average Active Listing Count		12
Total Number of Listings (ADD, PND, CLSD, EXP)		26
Lowest Price		\$360,000
Highest Price		\$1,295,000
Average Price		\$733,870
Average DOM (PND, CLSD, EXP)		61



Min. Price



Max. Price



Avg. Price

