

November 2023

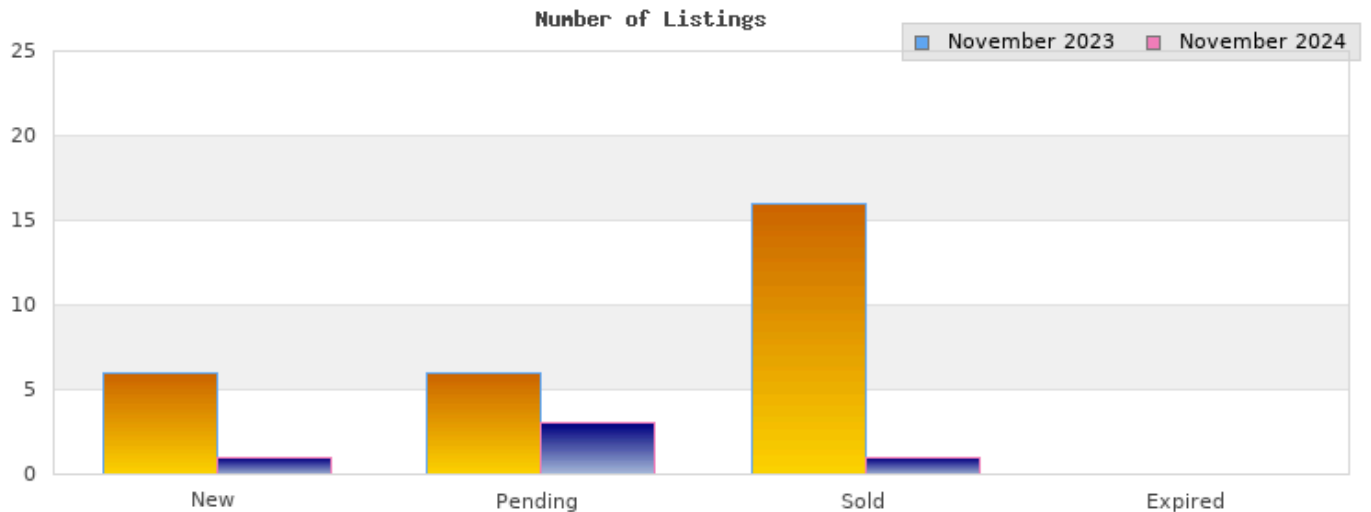
November 2024

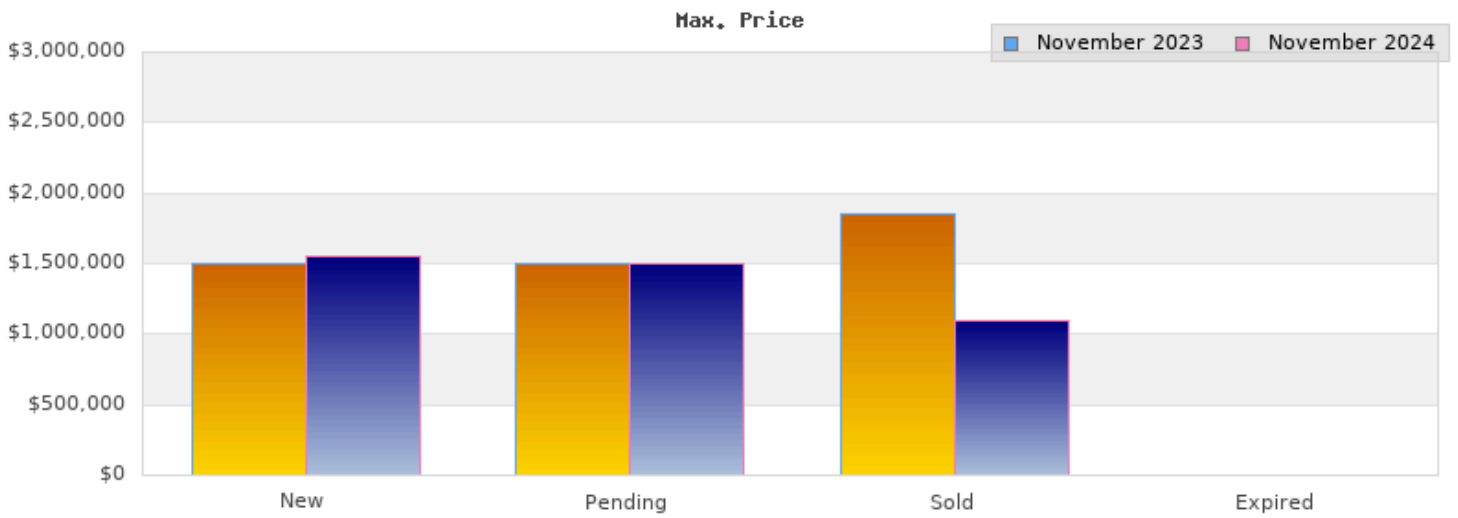
Cities: Kensington

Cities: Kensington

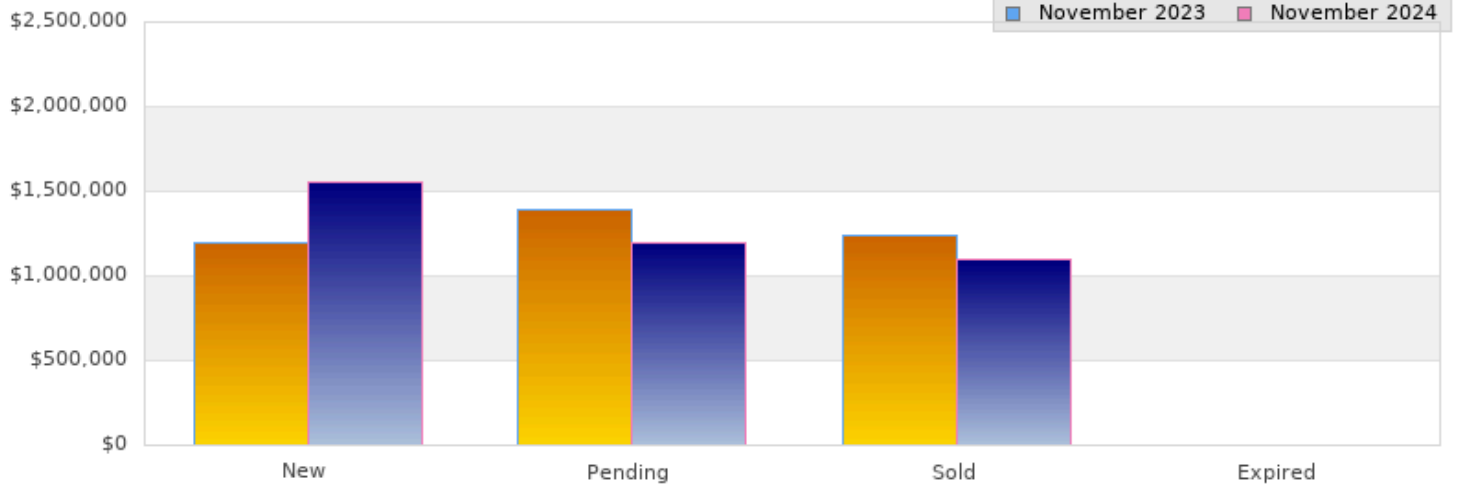
Status	Data	Total
Listings Added	Number of Listings	6
	Low Price	\$1,195,000
	High Price	\$1,498,000
	Average Price	\$1,297,668
	Median Price	\$1,200,000
Listings that went Pending	Number of Listings	6
	Low Price	\$1,095,000
	High Price	\$1,495,000
	Average Price	\$1,326,000
	Median Price	\$1,388,000
	Average DOM	13
Listings that Closed	Number of Listings	16
	Low Price	\$899,000
	High Price	\$1,849,000
	Average Price	\$1,307,378
	Median Price	\$1,241,500
	Average DOM	13
Listings that Expired	Number of Listings	
	Low Price	\$0
	High Price	\$0
	Average Price	\$0
	Median Price	\$0
	Average DOM	0
Average Active Listing Count		4
Total Number of Listings (ADD, PND, CLSD, EXP)		28
Lowest Price		\$0
Highest Price		\$1,849,000
Average Price		\$982,761
Average DOM (PND, CLSD, EXP)		8

Status	Data	Total
Listings Added	Number of Listings	1
	Low Price	\$1,549,000
	High Price	\$1,549,000
	Average Price	\$1,549,000
	Median Price	\$1,549,000
Listings that went Pending	Number of Listings	3
	Low Price	\$1,098,000
	High Price	\$1,495,000
	Average Price	\$1,262,666
	Median Price	\$1,195,000
	Average DOM	25
Listings that Closed	Number of Listings	1
	Low Price	\$1,099,000
	High Price	\$1,099,000
	Average Price	\$1,099,000
	Median Price	\$1,099,000
	Average DOM	9
Listings that Expired	Number of Listings	
	Low Price	\$0
	High Price	\$0
	Average Price	\$0
	Median Price	\$0
	Average DOM	0
Average Active Listing Count		6
Total Number of Listings (ADD, PND, CLSD, EXP)		5
Lowest Price		\$0
Highest Price		\$1,549,000
Average Price		\$977,667
Average DOM (PND, CLSD, EXP)		11





Median Price



Avg. DOM

